

LEADER GUIDE

DESCRIPTION



SuperTruth:

I am a child of God, and can share in all of His blessings.

Superverse: Ephesian 4:32 (nlt)

Be kind to each other, tenderhearted, forgiving one another, just as God through Christ has forgiven you.

Scripture:

Genesis 25:19–34; 27; 32–33

FAMILY LEADER GUIDE

Prep Material:

- Bibles (ESV)
- Sticky Notes
- Miracles of Jesus Superbook Videos:
 - There are two ways to watch this week's video:
 - Superbook Academy - [Click Here](#) - Enter Code **Psalm91**
 - The place where you enter the code is under "Guest Access" at the bottom of the screen. Enter the code where it says password.
 - Amazon Prime - [Click Here](#) (Jacob and Esau)
- Feel free to use the craft or other activities before/after the lesson or during the week.

Scripture Read (Optional)

Families get an ESV Bible and have kids find the following passages (Genesis 25:19–34; 27; 32–33) in the Bible using the concordance and placing a sticky note by each reference. Once the scripture references are all found, have each member of the family read the story (If kiddo can't read the story have an adult read).

During DB kids services we have kids read the Bible because we desire to have them know what scripture says first before engaging in our Superbook Adventure. Remember the Superbook is someone's interpretation of Scripture, and can spur discussion

Introduction

Welcome, everyone! Today we will watch the Superbook adventure called "Jacob and Esau." Do any of you have twins in your family or know some twins? Today, we have a new Superbook story about twin brothers named Jacob and Esau. But first, let's review our Superbook Truth.

Review SuperTruth

Today's SuperTruth says, "***I am a child of God, and can share in all of His blessings.***" Jesus is God's Son and receives God's blessing. When we believe in Jesus, He shares all of God's blessings with us!

Say the first part, "***I am a child of God***"...

and then have the child say the second part "***and can share in all of His blessings.***" (Repeat)

Great job, now let's dive into today's Superbook video and see what Chris, Joy, and Gizmo are up to today.

Watch: Chris & Joy's Dilema Video

- Superbook Academy - [Click Here](#) - Enter Code **Psalm91**
- Amazon Prime - [Click Here](#) - (Pause right when Chris, Joy, and Gizmo get sucked into Superbook)

Family Discussion

Ask the group:

- Why was Chris so upset with Joy?
- Do you think Chris is right to blame Joy?
- What do you think would be the right thing for Chris to do?

We'll see what happens in our next part. Let's finish our video and see what happens!

Watch: Bible Story & Resolution Video

- Superbook Academy - [Click Here](#) - Enter Code **Psalm 91**
- Amazon Prime - [Click Here](#) - (Continue from where you paused before)

Teaching Time:

Esau was the firstborn son, so he was supposed to get the birthright—meaning he would have special privileges and become head of the family when his father died. But Esau did not appreciate this, and he thoughtlessly sold his birthright for a bowl of stew.

Later, Esau was supposed to receive a special blessing from his father—but what happened?
Jacob got it by tricking Isaac.

Esau hadn't cared much about his birthright, but he really wanted that blessing. If you were Esau, what would you do?

Read Genesis 27:34:

When Esau heard his father's words, he let out a loud and bitter cry. "Oh my father, what about me? Bless me, too!" he begged.

What was Isaac's answer? *He had nothing left to give Esau.*

That was sad for Esau—but I have good news for us. If we accept Jesus as our Saviour. As God's children, we cannot be tricked or deceived out of our blessings from God!

When we believe and trust in Christ as our Savior, we are joined to Him and receive His blessing! Praise God! When we have been unfairly treated or harmed by others, we can forgive them because Jesus has forgiven us and shared all of His blessings with us. We have a rich inheritance from our Heavenly Father. No one can deceive or take away His blessings from us!

When we accept Jesus, we are joined with Christ, He shares all of God's promises with us! It is guaranteed, Amen! We are His blessed children.

Let's say our SuperTruth together: "I am a child of God, and I share in all of His blessings."

What are some of the things God has blessed you with?

SUPERVERSE - Practice Throughout the Week

Our SuperVerse today is **Ephesians 4:32**:

“Be kind to each other, tenderhearted, forgiving one another, just as God through Christ has forgiven you.”

Say the verse together as a family. Due it 3x with one time doing it normal, second time real quick and the third time really slow.

- Options to memorize: Practice with white board or make hand motions to words.

Prayer & Send Off

(5 minutes)

Ask for several praises & prayer requests. Explain that a **praise** is something we are thankful God has done and want to give him glory for, and a **prayer request** is asking God to help with a problem.

Dear God, thank you for the blessing you have given us and for the ultimate blessing of establishing a relationship with us. Right now I really need wisdom in the area of.... Also dear God we want to pray for... and praise you for... In Jesus' name, Amen.

- Jacob and Esau Bumble Jumble
- Jacob and Esau Drawing Prompt
- Jacob and Esau Maze
- Jacob and Esau STEM Activity

GIZMO'S

BUMBLE JUMBLE

Help "Bee Gizmo" unscramble these words.

JACOB AND ESAU

COABJ

SAUE

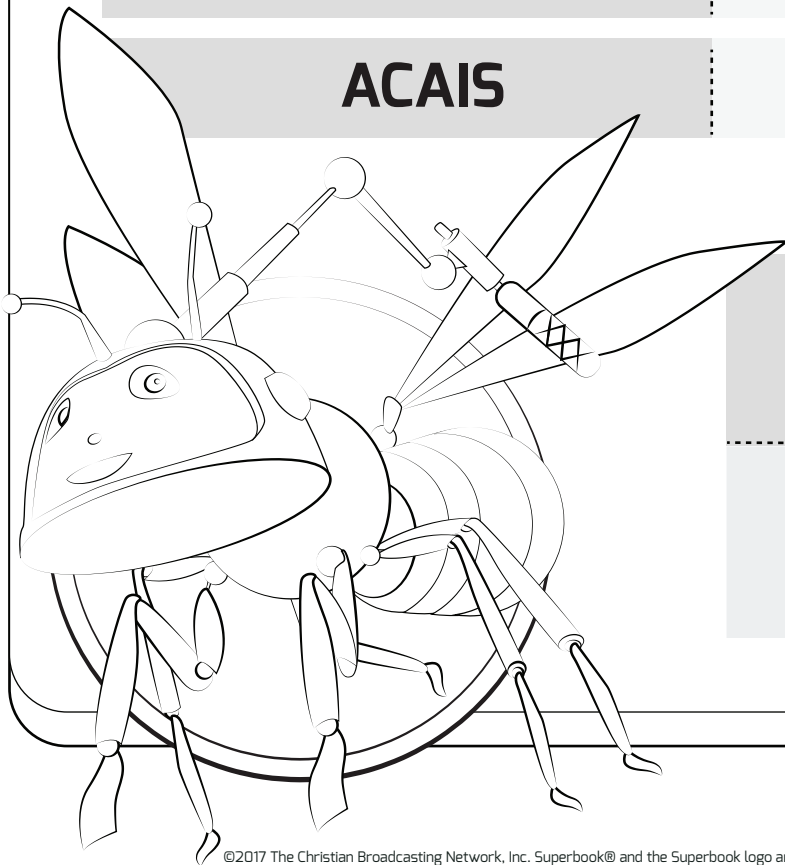
ETSREWL

WINTS

ACAIS

BONUS BUMBLE

THBGHIRTRI



GIZMO'S

BUMBLE JUMBLE

Help "Bee Gizmo" unscramble these words.

JACOB AND ESAU

COABJ

JACOB

SAUE

ESAU

ETSREWL

WRESTLE

WINTS

TWINS

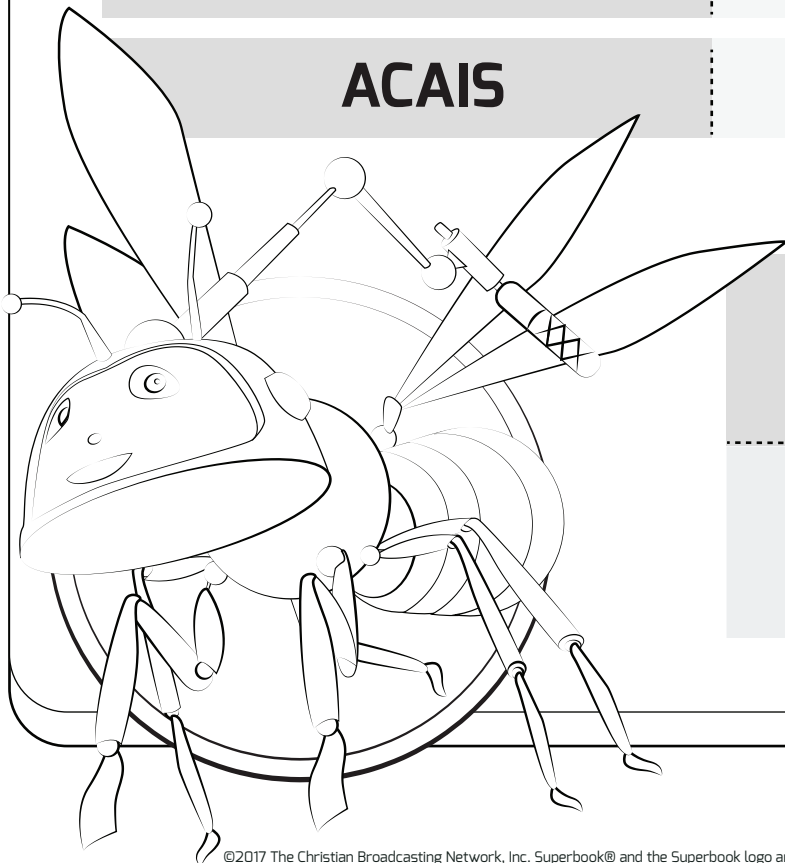
ACAIS

ISAAC

BONUS BUMBLE

THBGHIRTRI

BIRTHRIGHT




JACOB

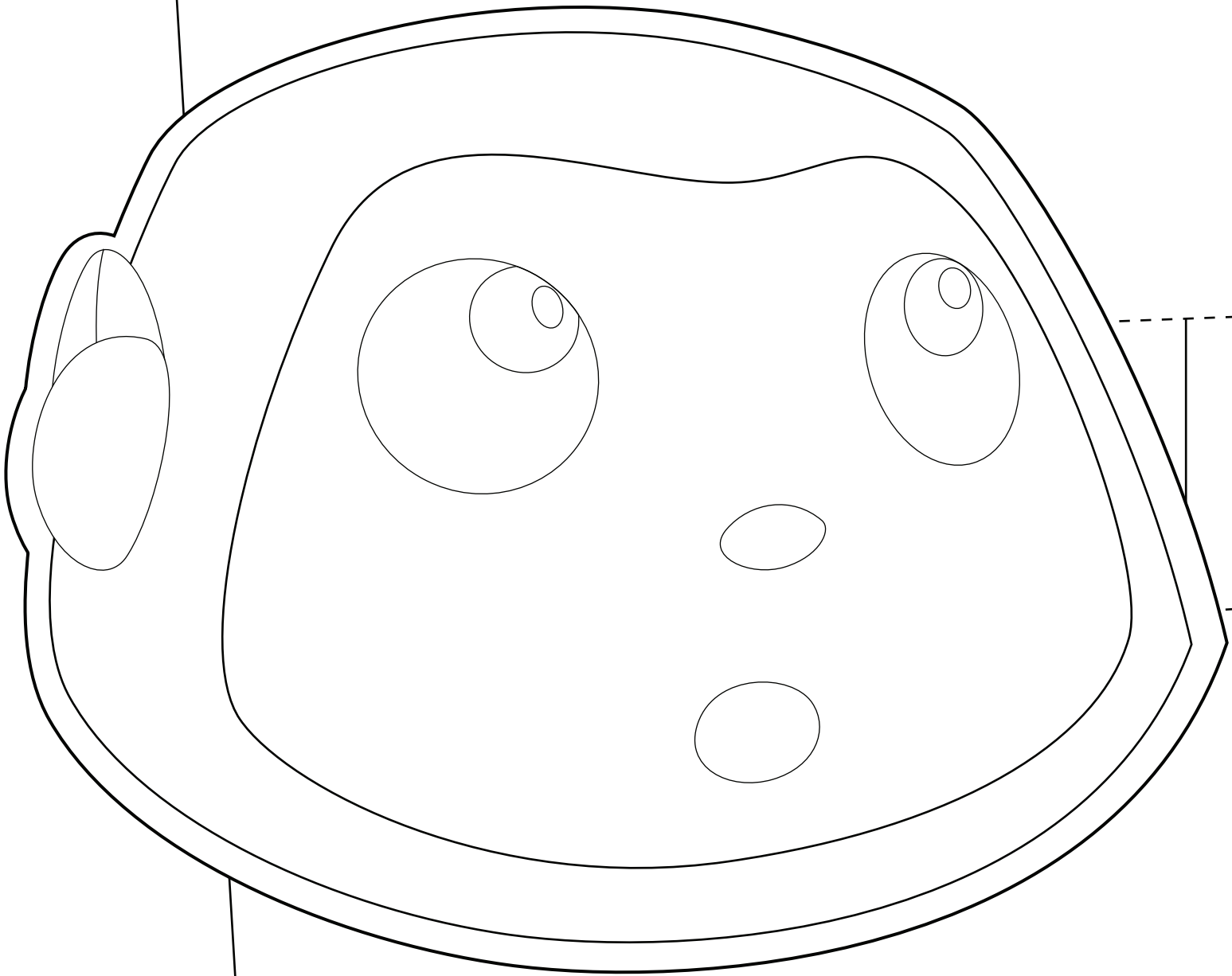
ESAU

Draw Jacob and Esau.

FINISH




JACOB AND ESAU



STEM ACTIVITY

BLIND CONTOUR DRAWING



GRAB A FRIEND

Find a friend or another student, then grab some paper and something that can be used to draw.

GET READY

Place your pencil on the paper and look at your partner. Keep your eyes focused on them while you draw.

DRAW

Rules

1. Don't look at your paper.
2. Don't lift up your pencil. Use one line to draw the whole picture.
3. No erasing allowed.

WHO'S WHO?


After you're done with your drawings, write the name of who you drew on the back. Put the drawings up on the board. Then, try to figure out who's in each drawing. Reveal the name when everyone is finished guessing.

WHAT IS IT?

A contour drawing is a drawing using the outline of a person or thing. It is created using a single line.

A blind contour drawing is created when the artist avoids looking at the paper while drawing.

See Example:



TIPS

- You can try sitting faced away from your paper and draw behind you so you're not tempted to look.

- Cover your hand with your jacket so you can't see the drawing until it has been finished.

- Poke a pencil through a second sheet of paper, then slide it over the top of the pencil to hide your hand and the drawing.

