

Jacob & Esau Week 2

=

LEADER GUIDE

DESCRIPTION



SuperTruth:

I will forgive others as Christ Forgave Me

Superverse: Ephesian 4:32 (nlt)

Be kind to each other, tenderhearted, forgiving one another, just as God through Christ has forgiven you.

Scripture:

Genesis 25:19–34; 27; 32–33

FAMILY LEADER GUIDE

Prep Material:

- Bibles (ESV)
- Sticky Notes
- Miracles of Jesus Superbook Videos:
 - There are two ways to watch this week's video:
 - Superbook Academy - [Click Here](#) - Enter Code **Psalm91**
 - The place where you enter the code is under "Guest Access" at the bottom of the screen. Enter the code where it says password.
- Feel free to use the craft or other activities before/after the lesson or during the week.

Scripture Read (Optional)

Families get an ESV Bible and have kids find the following passages (Genesis 25:19–34; 27; 32–33) in the Bible using the concordance and placing a sticky note by each reference. Once the scripture references are all found, have each member of the family read the story (If kiddo can't read the story have an adult read).

During DB kids services we have kids read the Bible because we desire to have them know what scripture says first before engaging in our Superbook Adventure. Remember the Superbook is someone's interpretation of Scripture, and can spur discussion

Introduction

Welcome back everyone! This is the final lesson of our Superbook adventure, "Jacob and Esau." We have been learning about God's blessings that we receive through His Son, Jesus. God is our loving heavenly Father who cares deeply about all of us and He did so ultimately by forgiving us of the wrongs we've done by sending his son Jesus to die and pay for our wrongs.

Review SuperTruth & Discussion

Today's SuperTruth says, "**I will forgive others as Christ forgave me.**" Because we are so blessed with His love and forgiveness, we need to remember to show that same love and forgiveness to others!

Say the first part, "***I will forgive others...***"

and then have the child say the second part "***as Christ forgave me.***" (Repeat)

Who remembers why Chris was so angry with Joy that he said he would never forgive her?

[During a water fight, Joy accidentally got Gizmo's circuits wet.](#)

Now for the children who haven't seen our Bible story about Jacob and Esau, we are going to watch a short version of the video. If you've already seen it, then this time as you watch, think about things that Jacob and Esau could have done differently.

Watch: Condensed Bible Story

- Superbook Academy - [Click Here](#) - Enter Code **Psalm 91**

Family Discussion

Is it easy to forgive others when someone has hurt you?

No, it sure isn't!

The Bible tells us that Jesus came to Earth while we were still sinners! He could have thought—why should I go to Earth when I have everything in heaven and they aren't even trying to do what's right? But He didn't; He chose to be loving, kind and tenderhearted toward us, and even forgave us for our wrongs, and that's how we need to treat others. Let's say the SuperTruth again. **"I will forgive others as Christ forgave me."**

Great job. Now let's dive a little more into the background of our story of Jacob & Esau. When

Gizmo asks a question in the video, wait for him to suggest some answers, then call out the one you think is right!

Watch: Bible Story Background Video Video

- Superbook Academy - [Click Here](#) - Enter Code **Psalm91**

Watch: Signpost Video

The Bible is full of so many truths and it is so cool to see how stories in the Old Testament can have symbolic value to God's redemption plan in the New Testament. Let's watch our Signposts Video to learn how the story of Jacob and Esau points to Jesus!

- Superbook Academy - [Click Here](#) - Enter Code **Psalm 91**

Conclusion

Let's pretend that you made fun of someone and hurt his or her feelings. What would you say?

Something like "I'm very sorry. I realize how much it hurt you when I made fun of you. I will never do it again. Will you forgive me?"

*You may suggest other situations suitable for the ages of the children and have them discuss how to ask forgiveness.

If you do all this and the person still won't forgive you, keep praying that he or she will forgive you later. You can have peace knowing that you did all that you could to bring healing to that relationship.

Jacob and Esau's story shows an example of forgiveness. However, the greatest act of forgiveness ever shown was when Christ died on the cross. He didn't do one thing wrong in His entire life, yet He took the punishment for all of the sin that every person has ever done and will ever do! Was that fair? No. It wasn't fair—but Jesus chose to die for our sins because He loves us so much. Even as He hung on the cross, He showed His unconditional and unfailing love by asking God to forgive those who nailed Him there!

If someone hurts us and we don't think we can forgive, remember that it can take a process and we need to ask God to help us, and He will. Remember we should strive to be able to say, "I **will forgive others as Christ forgave me.**"

SUPERVERSE - Practice Throughout the Week

Our SuperVerse again for the second week is **Ephesians 4:32**

"Be kind to each other, tenderhearted, forgiving one another, just as God through Christ has forgiven you."

Say the verse together as a family. Due it 3x with one time doing it normal, second time real quick and the third time really slow.

- Options to memorize: Practice with white board or make hand motions to words.

Prayer & Send Off


(5 minutes)

Ask for several praises & prayer requests. Explain that a **praise** is something we are thankful God has done and want to give him glory for, and a **prayer request** is asking God to help with a problem.

Dear God, thank you for forgiving us and help us to forgive others too. Right now I really need wisdom in the area of.... Also dear God we want to pray for... and praise you for... In Jesus' name, Amen.

- Jacob and Esau Q & A Sheet
- Jacob and Esau Flip Book
- Jacob and Esau STEM Activity
- Jacob and Esau Puzzle
- Jacob and Esau Coloring Page

1. Why was Esau entitled to the birthright?
He was the firstborn, oldest son.
2. Why was Esau Isaac's favorite?
He was the first-born twin; he liked the outdoors and was a hunter.
3. Who was the twins' mother?
Rebekah.
4. Who was Rebekah's favorite son?
Jacob.
5. Who was Isaac's father?
Abraham.
6. What message did God give Rebekah before the twins were born?
He said her two sons would represent two nations and one nation will be stronger than the other. The older son would serve the younger son.
7. How did Jacob trick his father into believing he was Esau?
He put goat skin on his hands and neck.
8. What was the name of Jacob's uncle?
Laban.
9. Why did Jacob flee to Laban's home?
Esau said he would never forgive Jacob and threatened to kill him.
10. Why was Jacob worried about meeting Esau again?
He was afraid that his brother was still angry.
11. What happened the night before Jacob met his brother again?
He wrestled with the angel of God, his hip was put out of joint, he received a blessing, and God changed his name to Israel.
12. Describe how Esau greeted Jacob on his return home.
He had forgiven Jacob and was happy to see him again.
13. Recite today's SuperTruth without looking.
"I will do my best to keep all of God's blessings."
14. In which book of the Bible is our story found?
Genesis.
15. What did Jacob do with God before he met Esau again?
Wrestled with Him.
16. What was Jacob's name changed to?
Israel.
17. When I am a child of God, what do I share in?
All of God's blessings.
18. How do we become a child of God?
Accept Jesus into your heart; believe in Jesus as your Savior.
19. Why did Jacob wrestle with God?
To get a blessing.
20. Recite our SuperVerse without looking.
The Man said, "Your name will no longer be Jacob. You have wrestled with God and with men, and you have won. That's why your name will be Israel." Genesis 32:28 CEV



1



2



3



4



5



6



7




8



9



10



11



12



13



14



15



16



17



18



19



20



21



22



23



24



25



26



27



28



29



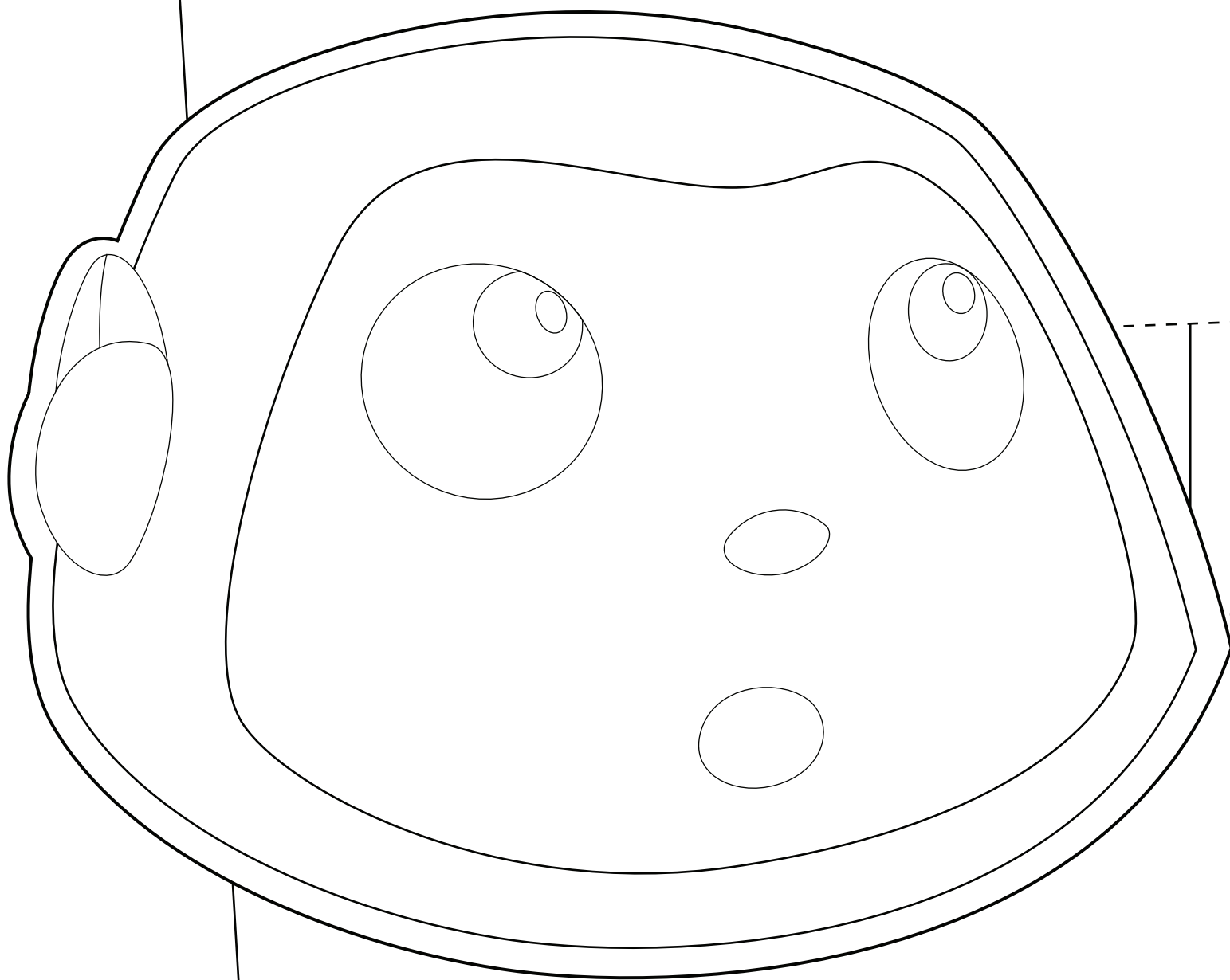
30



31




JACOB AND ESAU



STEM ACTIVITY

BLIND CONTOUR DRAWING



GRAB A FRIEND

Find a friend or another student, then grab some paper and something that can be used to draw.

GET READY

Place your pencil on the paper and look at your partner. Keep your eyes focused on them while you draw.

DRAW

Rules

1. Don't look at your paper.
2. Don't lift up your pencil. Use one line to draw the whole picture.
3. No erasing allowed.

WHO'S WHO?


After you're done with your drawings, write the name of who you drew on the back. Put the drawings up on the board. Then, try to figure out who's in each drawing. Reveal the name when everyone is finished guessing.

WHAT IS IT?

A contour drawing is a drawing using the outline of a person or thing. It is created using a single line.


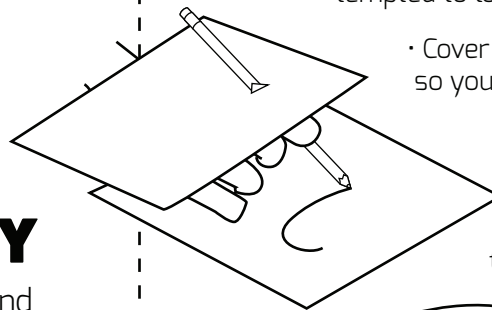
A blind contour drawing is created when the artist avoids looking at the paper while drawing.

See Example:



TIPS

- You can try sitting faced away from your paper and draw behind you so you're not tempted to look.
- Cover your hand with your jacket so you can't see the drawing until it has been finished.
- Poke a pencil through a second sheet of paper, then slide it over the top of the pencil to hide your hand and the drawing.





“I will forgive others as Jesus has forgiven me.”

