

**LEADER GUIDE**

**DESCRIPTION**



**SuperTruth:**

I will trust God and His plan for me.

Superverse: Genesis 50:20

As for you, you meant evil against me, but God meant it for good, to bring it about that many people should be kept alive, as they are today.

**Scripture:**

Genesis 37,39–45

## FAMILY LEADER GUIDE

### Prep Material:

- Bibles (ESV)
- Sticky Notes
- Miracles of Jesus Superbook Videos:
  - There are two ways to watch this week's video:
    - Superbook Academy - [Click Here](#) - Enter Code **Psalm91**
      - The place where you enter the code is under "Guest Access" at the bottom of the screen. Enter the code where it says password.
- Feel free to use the craft or other activities before/after the lesson or during the week.

### Scripture Read (Optional)

Families get an ESV Bible and have kids find the following passages (Genesis 37,39–45) in the Bible using the concordance and placing a sticky note by each reference. Once the scripture references are all found, have each member of the family read the story (If kiddo can't read the story have an adult read).

\*During DB kids services we have kids read the Bible because we desire to have them know what scripture says first before engaging in our Superbook Adventure. Remember the Superbook is someone's interpretation of Scripture, and can spur discussion\*

### Introduction

Hello everyone and welcome! Today, we are going to watch an exciting Superbook story about the life of Joseph. His life had many ups and downs; but in all things, Joseph had to learn to trust God's plan for him, but first, let's review our Superbook Truth for today.

### Review SuperTruth

Today's SuperTruth says, ***"I will trust God and His plan for me.."*** Jesus is God's Son and receives God's blessing. When we believe in Jesus, He shares all of God's blessings with us!

Say the first part, ***"I will trust God"***...

and then have the child say the second part ***"and His plan for me."*** (Repeat)

Great job, now let's dive into today's Superbook video and see what Chris, Joy, and Gizmo are up to today.

### Watch: Chris & Joy's Dilema Video

- Superbook Academy - [Click Here](#) - Enter Code **Psalm91**

### Family Discussion

Chris thought nothing could go wrong with his detailed plan. But as he soon found out, unexpected problems can arise!

Ask the group:

- Is it easy to trust someone else; why or why not?

Now, let's watch the rest of today's Superbook video to see what happens!

### Watch: Bible Story & Resolution Video

- Superbook Academy - [Click Here](#) - Enter Code **Psalm 91**

### Teaching Time:

Prep Items - 6 ft of rope, jump rope or string

Our SuperTruth says: **"I will trust God and His plan for me."** It is easy to trust God when things are going well and His plan lines up with our plan, right? Joseph was very excited about his dreams. He couldn't wait to share the dreams God had given him with his family. Joseph must have thought that his life was going to be a successful adventure from that point on. But what was the reaction of his older brothers? *Anger, jealousy.*

When we create our own plans, do we like to include difficult tasks, hard times, ups and downs, and twists and turns? *No!*


Lay out the rope between you and the children in a straight line, then walk from one end to the other as you say: Our plan is for things to go as quick and straight as possible from start to finish—like this rope. If your plan is to become a professional soccer player, would you put in your plan to spend five years in a junior league before you went to the pros? *No!*

Would you put in a delay of a year for a bad injury? *No!*

You wouldn't purposefully put those things in your plan! But, more often than not in life, things happen that you didn't plan for.

Yes, Joseph must have thought God's plan for his life would look like this straight rope—smooth sailing! But, then what happened? Let's look at God's plan for Joseph. Joseph was his father's favorite son; he had just gotten a gift of a beautiful, colorful coat!

As you describe Joseph's life below, adjust the rope's position, moving it up, down, and sideways, with twists and turns to indicate the ups and downs of Joseph's life. See illustration for an idea.



- When Joseph received that coat, life was good! God gave him two dreams that meant he would someday rule over others, including his family. Curve rope up for a high point.
- Joseph was thrown into a well by his brothers and sold into slavery in Egypt. Curve rope down to a low point.

- Even so, Joseph was faithful and became head of Potiphar's household. Curve rope up higher but not past the middle area, as he was still a slave in Egypt.
- He was falsely accused by Potiphar's wife and thrown into prison! Curve rope lower. Joseph was put in charge of an area of the prison. Curve rope up to middle again.
- Joseph interpreted a dream for the Pharaoh's cupbearer who was under his charge in jail. Joseph hoped the cupbearer would tell Pharaoh about him so he could be freed! Curve rope up a bit.
- But, the cupbearer forgot Joseph for 2 whole years! Curve the rope down.
- When Pharaoh had a dream, the cupbearer finally remembered Joseph, who interpreted Pharaoh's dream and was made second in command to Pharaoh. Curve the rope up past the middle.
- Joseph was re-united with his brothers and father, and they lived together in Egypt. Curve the rope up to finish.

Is this rope straight anymore? *No!*

God's plan for Joseph's life really had some ups and downs! You see, God sees a much bigger picture than we do. We often see just the world directly around us—a very small picture compared to what God sees. We must be patient and trust God and His will for our lives, like Joseph did! Read Genesis 45:7–8 (Below)

*Joseph said, "God has sent me ahead of you to keep you and your families alive and to preserve many survivors. So it was God who sent me here, not you! And He is the one who made me an adviser to Pharaoh—the manager of his entire palace and the governor of all Egypt."*

Joseph now recognized that he had to go through all he did for a much bigger purpose than he ever imagined! He was put in a position by God to save thousands of people from starvation, including his own family!

Let's say our SuperTruth together: "***I will trust God and His plan for me.***"

Last Question: What is God doing in your life right now?

## SUPERVERSE - Practice Throughout the Week

Our SuperVerse today is **Genesis 50:20**

“As for you, you meant evil against me, but God meant it for good, to bring it about that many people should be kept alive, as they are today. .”

Say the verse together as a family. Due it 3x with one time doing it normal, second time real quick and the third time really slow.

- Options to memorize: Practice with white board or make hand motions to words.

## Prayer & Send Off

*(5 minutes)*

Ask for several praises & prayer requests. Explain that a **praise** is something we are thankful God has done and want to give him glory for, and a **prayer request** is asking God to help with a problem.

**Dear God, help me to trust You in Your plan for my life Thank you for creating me for a purpose with a plan. Right now I really need wisdom in the area of.... Also dear God we want to pray for... and praise you for... In Jesus' name, Amen.**

- Joseph and Pharaoh's Dream Bumble Jumble
- Joseph and Pharaoh's Dream Dot-to-dot
- Joseph and Pharaoh's Coloring sheet
- 
- Joseph and Pharaoh's STEM Activity

# GIZMO'S

## BUMBLE JUMBLE

Help "Bee Gizmo" unscramble these words.

### JOSEPH AND THE PHARAOH'S DREAM

JOPHSE

HAPRAHO

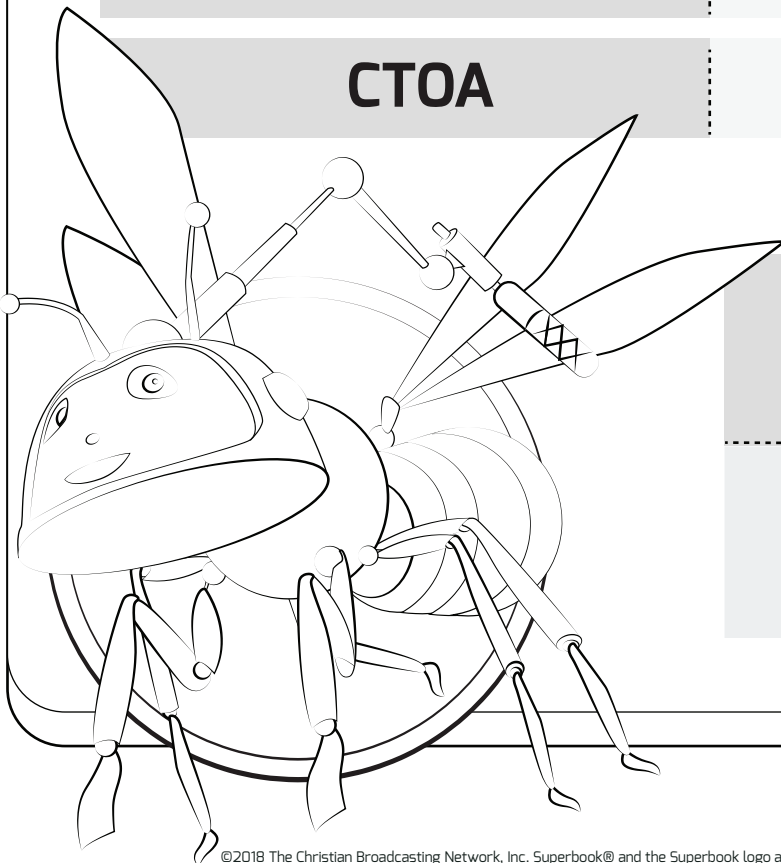
MANIFE

ASIAC

CTOA

### BONUS BUMBLE

GEYTP





# GIZMO'S

## BUMBLE JUMBLE

Help "Bee Gizmo" unscramble these words.

### JOSEPH AND THE PHARAOH'S DREAM

JOPHSE

JOSEPH

HAPRAHO

PHARAOH

MANIFE

FAMINE

ASIAC

ISAAC

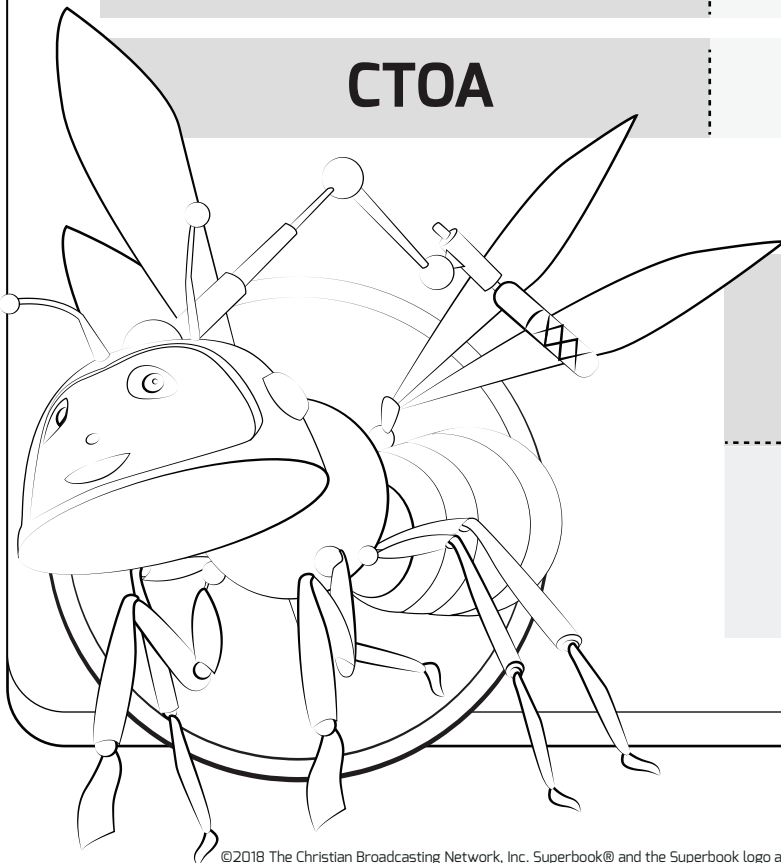
CTOA

COAT

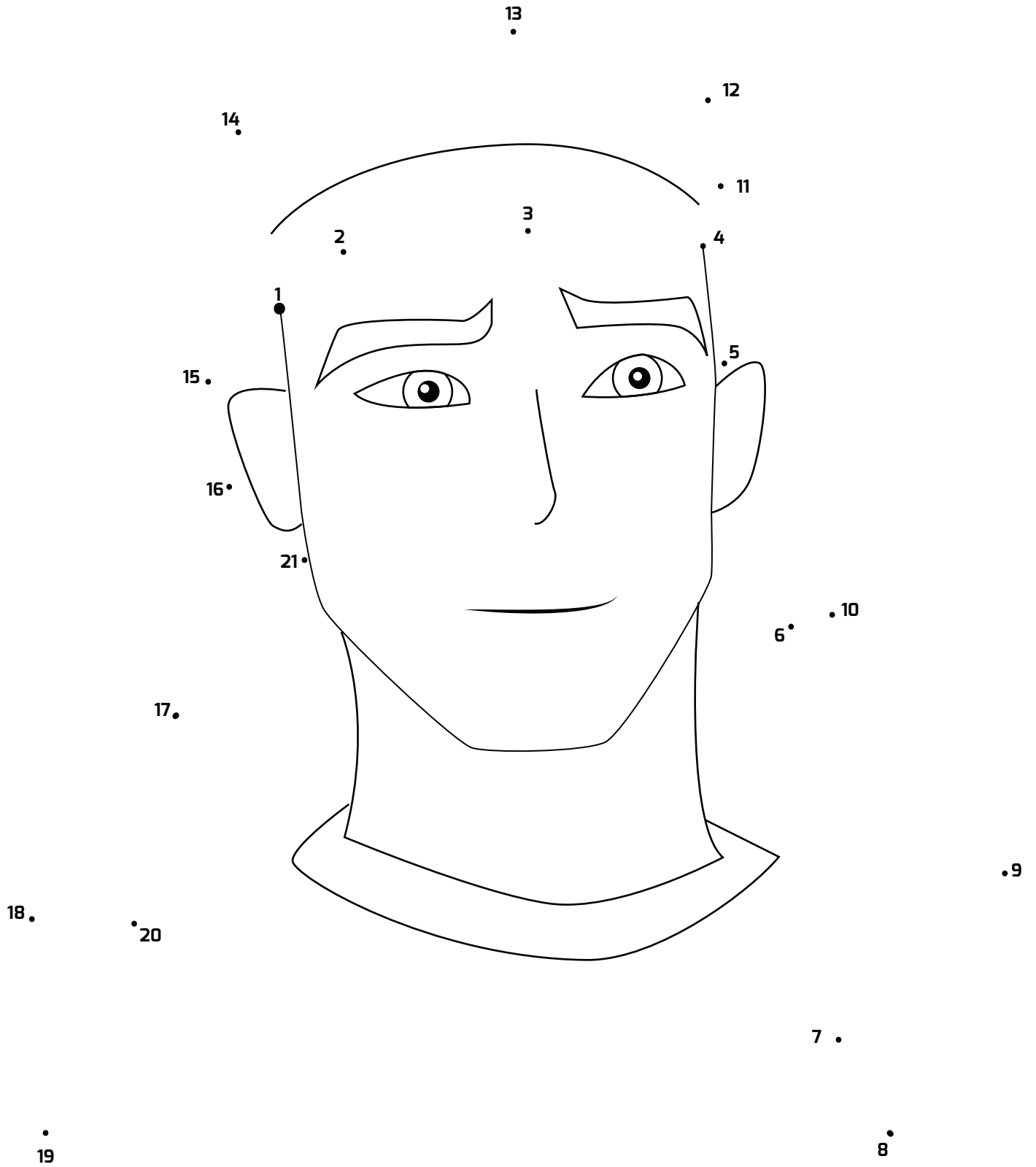
### BONUS BUMBLE


GEYTP

EGYPT

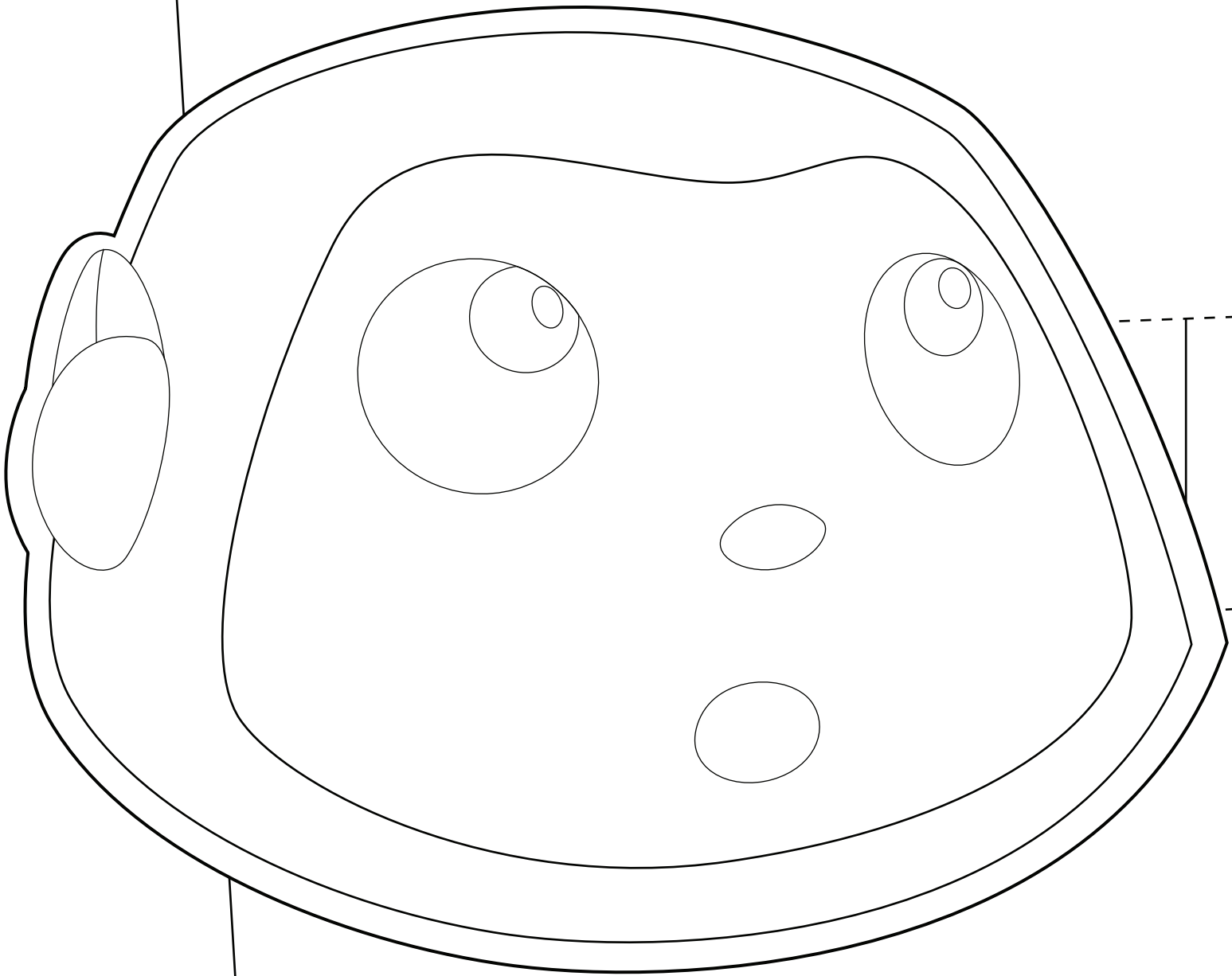






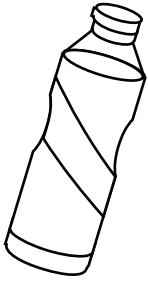


**JOSEPH**




**STEM ACTIVITY**

# WHAT YOU NEED



## **WATER**

Enough to fill the plate.

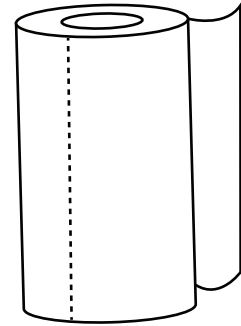


## **PLATE**

Make sure it can hold water.

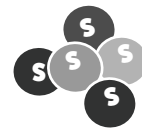
## **PAPER TOWEL**

One sheet per person, then keep a roll on hand for cleanup.



## **SKITTLES ...**

... or another similar candy.



# DIRECTIONS

## **STEP 1**

Place a papertowel into the plate and then place Skittles around the edges of the plate.

## **STEP 2**

Slowly pour water into the plate. Don't cover the Skittles completely.

## **STEP 3**

Watch the plates while the skittles start to mix together to create a cool design.

## **WOAH! Why didn't they mix?**

Different density of colors prevents some of the colors from mixing together. What other candies might you be able to do this with?

