

LEADER GUIDE

DESCRIPTION



SuperTruth:

God will help me when I face giant problems.

Superverse: 1 Samuel 16:7b (NLT)

“People judge by outward appearance, but the Lord looks at the heart.”

Scripture:

1 Samuel 17

Prep Material:

- Bibles (ESV)
- Sticky Notes
- **Young David** Superbook Videos:
 - Superbook Academy - [Click Here](#) - Enter Code **Psalm91**
 - The place where you enter the code is under “Guest Access” at the bottom of the screen. Enter the code where it says password.
- Feel free to use the craft or other activities before/after the lesson or during the week.

Scripture Read (Optional)

Families get an ESV Bible and have kids find the following passages (1 Samuel 17) in the Bible using the concordance and placing a sticky note by each reference. Once the scripture references are all found, have each member of the family read the story (If kiddo can't read the story have an adult read).

During DB kids services we have kids read the Bible because we desire to have them know what scripture says first before engaging in our Superbook Adventure. Remember the Superbook is someone's interpretation of Scripture, and can spur discussion

Introduction

Hi, everyone! This week we start a new *Superbook* story called “Young David - A Giant Adventure.” As you'll soon learn, David will be faced with a B-I-G problem! Have you ever faced a big problem?

Before going a little further though, let's dig into our Supertruth.

Review SuperTruth

Today's SuperTruth says, “**God will help me when I face giant problems.**”

Say the first part, “**God will help me...**

and then have the child say the second part “**when I face giant problems**” (Repeat)

Let's begin our video and see what is happening with Chris, Joy and Gizmo today in the Superbook adventure.

Watch: Chris & Joy's Dilema Video

- Superbook Academy - [Click Here](#) - Enter Code **Psalm91**

Family Discussion

The SuperTruth today is: “**God will help me when I face giant problems.**”

Questions:

- How was Chris feeling?
- How did Chris deal with his problem?

- Do you think he felt like his problem was just too big to handle?
- Have you ever felt that way?

I'm glad you're here, because today's story will help us see that no problem is too big—and nothing is impossible—for God.

Let's watch the rest of our video and see what happens!

Watch: Bible Story & Resolution Video

- Superbook Academy - [Click Here](#) - Enter Code **Psalm 91**

Teaching Time:

Prep Items: Blocks

The SuperTruth today is: "**God will help me when I face giant problems.**"

Did you know David was just a regular person like you and me? He made mistakes and sinned, too—even after he became the king of Israel! But God still loved David and helped him deal with big problems. That tells me that God will do the same for us!

Question: Have you ever thought your problems were either too small or too big for God?

The good news for us today is that God wants to help us conquer any size problem!

God helped David handle all sorts of problems. David had some little things to deal with and some big things, just like we do. Let's think of some words and phrases to describe David and write them out on half sheet of paper:

Brave, faithful, fought a lion and a bear, tended sheep as a boy, youngest child, went before the king, fought Goliath, ordinary boy, human, made mistakes.

Now, let's think of words and phrases to describe Goliath! Have each child write something descriptive on the giant on a full sheet of paper:

Giant, bully, proud, fearless, did not honor or show respect for God, strong, human with weaknesses, Philistine, struck down by David.

Point out the size difference between David and Goliath pieces of paper.

Goliath had strong armor to protect him. Now, do you think David, in his own strength and might, could defeat Goliath? No way! But David had the world's most powerful weapon: God!

Joshua 1:9 says, "Be strong and courageous! Do not be afraid or discouraged. For the Lord your God is with you wherever you go."

David was not afraid like his brothers or the entire Israelite army! David knew God was with him as he stepped forward to face the giant.

Question: What happened when Saul gave David his armor to wear? *It was too big and heavy.*

David didn't need Saul's armor. David had his own armor; he was covered by his faith in the all-powerful God! God can help us defeat our giants, too, no matter what they are.

The SuperTruth today is: "**God will help me when I face giant problems.**"

SCRIPTURE SWORD CHALLENGE



30 VERSES IN ONE YEAR

For every **two verses** memorized, kids will get a pin for their dbKid's hat!
2 verses = 1 pin | **20 verses** = Gold Armor of God pin | **30 verses** = Special Prize

Go to www.dbkids.org to get the complete list for the dbKids Elementary Scripture Sword Challenge list for the 2020-2021 year (It will be posted August 16). Remember to grab your initial dbKids hat at Church on the weekend or throughout the week (beginning August 22). A replacement hat will cost \$10 each. Kids can say the verse to dbKids Elementary coordinators every Sunday via Zoom every week (30 min block window) in order to get the pins for their hats. See dbKids website for times and for more information.

Practice the verse at home or life group by using a whiteboard and wiping away words and repeating the scripture until all the words are erased. (Tip: Make hand motions for younger kids)

Our SuperVerse for *Young David* is 1 Samuel 16:7b (NLT)

“People judge by outward appearance, but the Lord looks at the heart.”

Our monthly verse for *September* is Exodus 20:7a-8(ESV)

“You shall not take the name of the Lord your God in vain... Remember the Sabbath day, to keep it holy

Prayer & Send Off

Ask for several praises & prayer requests. Explain that a **praise** is something we are thankful God has done and want to give him glory for, and a **prayer request** is asking God to help with a problem.

Dear God, thank you for always being there with us and that you are there to help us fight our problems. May your will be done. Also dear God we want to pray for... and praise you for... In Jesus' name, Amen.

OTHER ACTIVITIES

- Young David Bumble Jumble
- Young David Coloring Sheet
- Young David Dot to Dot
- Young David Stem Activity

EXTRA GAME - Finding Game

- Eight smooth stones or cardboard cut to look like stones
- If you have a large class, use several sets of stones
- Fine-tip permanent marker
-

Use the marker to write one word on each stone: God helps me face giants. Leave the three extra stones blank.

Hide the stones in various places around the classroom.

Instructions:

How many stones did David gather before he went out to meet Goliath? [Five](#).

Today, we are going to hunt for five special stones, which I've hidden all around the classroom. I have also hidden some plain stones, too! When I say GO, you may all begin looking. If you find one, pick it up and bring it to the front of the classroom while the others continue to look.

When all the stones have been found, have the children who found stones with words stand in a line and hold them up for the class to see.

Now let's unscramble the message on the stones.

Have the class work together to put the five children in the correct order until the words read: "God helps me face giants."

That reminds me of our SuperTruth: "God will help me when I face giant problems."

GIZMO'S

BUMBLE JUMBLE

Help "Bee Gizmo" unscramble these words.

A GIANT ADVENTURE

LOGITAH

GOLIATH

ADVID

DAVID

LNIGS HOST

SLING SHOT

PHESE

SHEEP

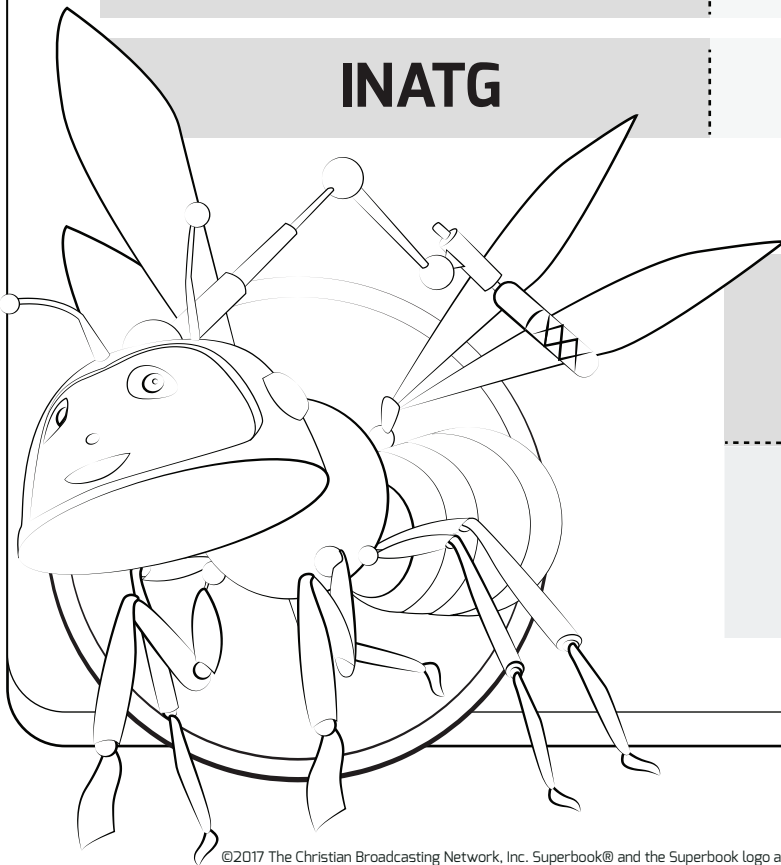
INATG

GIANT

BONUS BUMBLE

DINANTOE

ANOINTED



GIZMO'S

BUMBLE JUMBLE

Help "Bee Gizmo" unscramble these words.

A GIANT ADVENTURE

LOGITAH

ADVID

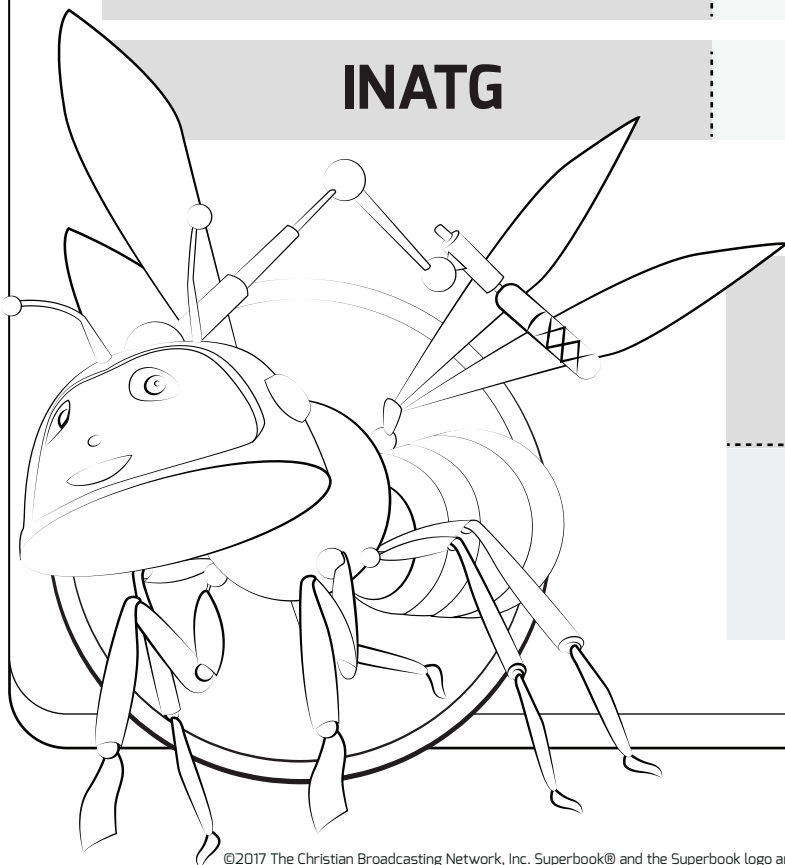
LNIGS HOST

PHESE

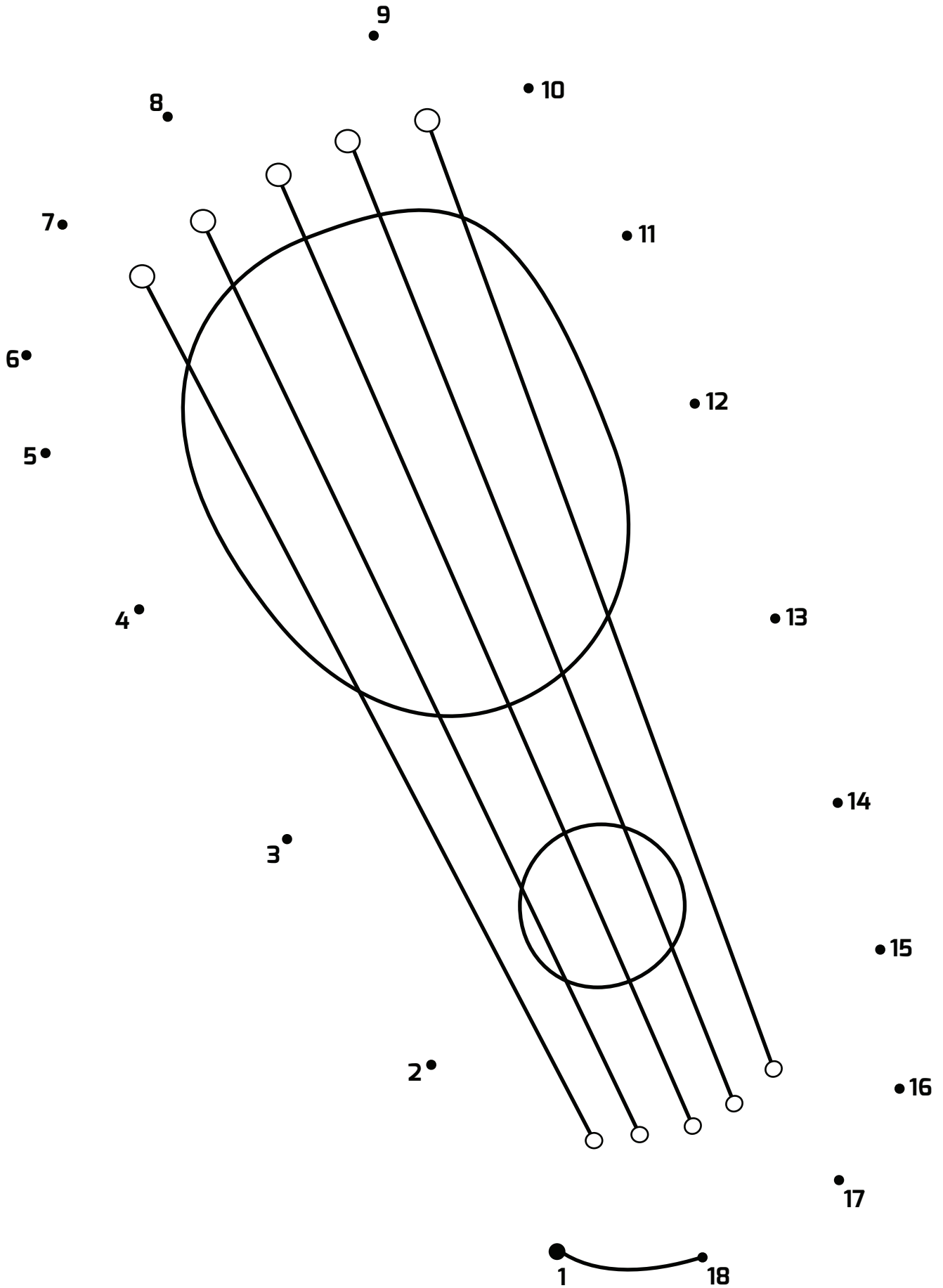
INATG

BONUS BUMBLE

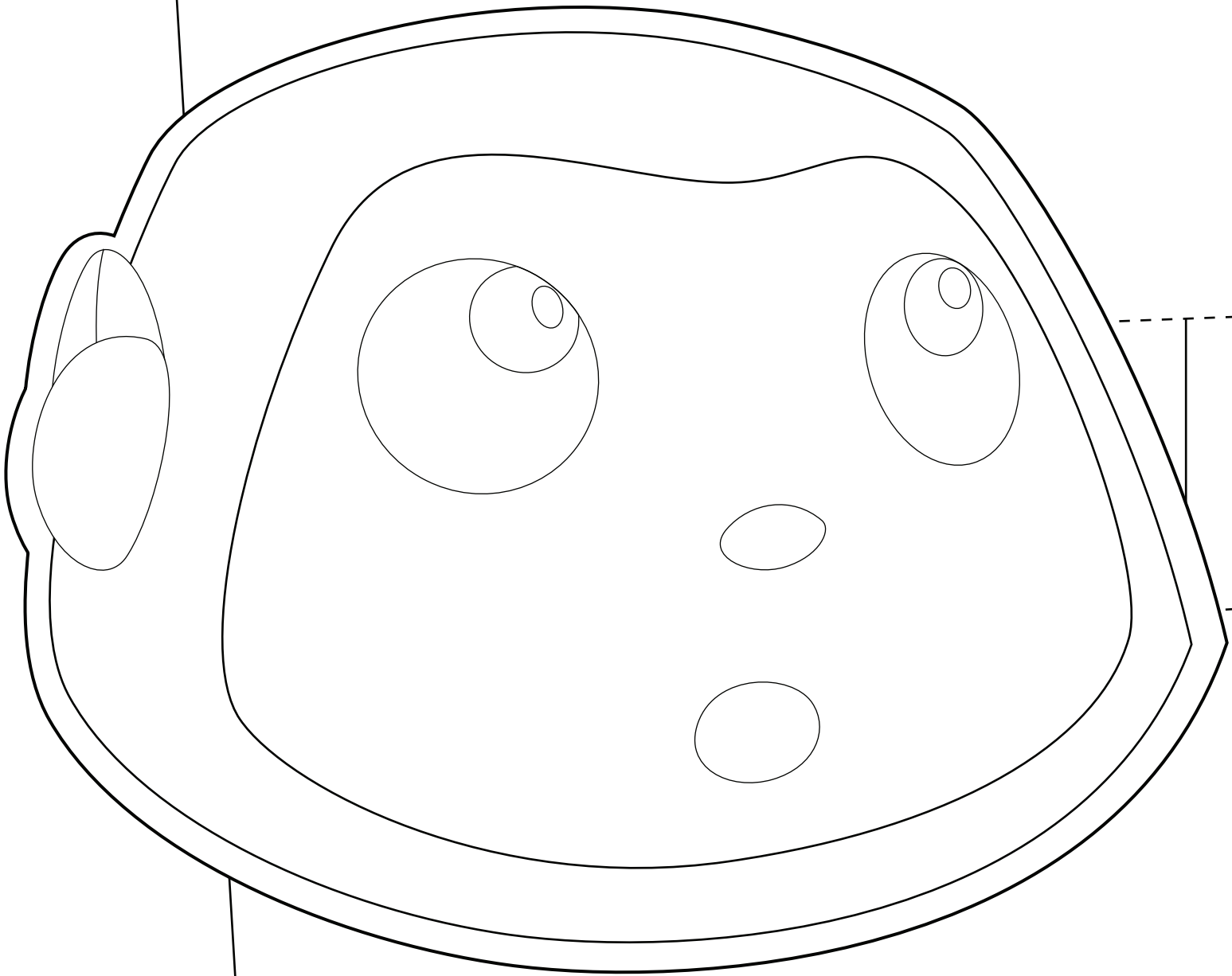
DINANTOE








A GIANT ADVENTURE



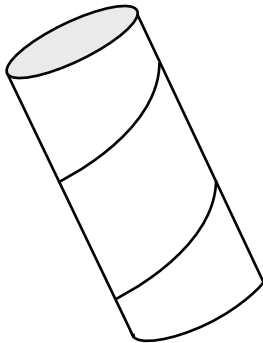
STEM ACTIVITY

WHAT YOU NEED



COTTON BALLS

You can also use crafting Pom-Poms.




TOILET PAPER TUBE

... or you can cut a paper towel roll in half.

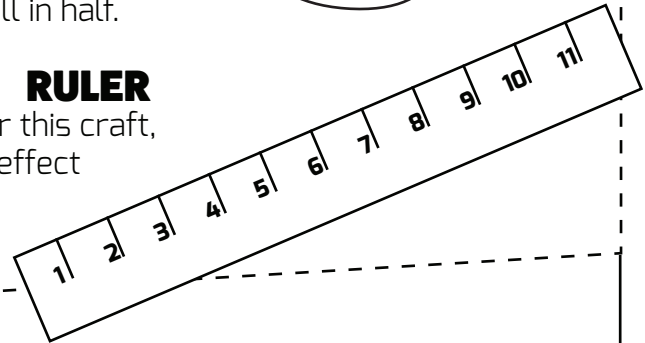
SMALL CUP

Try to find one that will fit well on a ruler.



RULER

We'll use a 12 inch ruler for this craft, but you can duplicate this effect with a yard stick.



DIRECTIONS

STEP 1

Shape the toilet paper tube into a triangular prism –this will be your fulcrum

STEP 2

Tape the small cups to the ends of the ruler. Then balance the center (6 inch line) of the ruler on top of the fulcrum

STEP 3

See how many pom-poms it takes to balance the two sides. After this, move one side of the scale further away from the center than the other, then try to balance the scale using the pom-poms. Repeat.

Notice how a small amount of weight can lift a larger amount if the ruler is placed a certain way. This is a physics tool called the lever and fulcrum.

